

# Release notes WDCAP version 3.4.5 (7-11-2020)

## Contents

- Child details – Child leaving..... 2
- Worklists – 6 – New leavings not yet sent to donor ..... 2
- Worklists – 30 – Thankyou letters not yet sent to donor ..... 2
- Worklists – 31 – Letters from sponsor to child (new) ..... 2
- Reporting - selections ..... 3
- Reporting – Performance management..... 4
- General – Dashboard ..... 4
- General – Schools..... 4

## Child details – Child leaving

The dynamic questions at the bottom of the screen which are related to the selected options are now optional instead of mandatory for **group sponsoring** and **education only children**. (See some example questions below)

**Does this child continue education on the same or on another school? Please explain.**

**Will the family be able to provide the him/her with basic needs?**


**If changed, what kind of further education will the he/she follow?**

## Worklists – 6 – New leavings not yet sent to donor

There is a new link "Undo" added at the end of every line in worklist 6 to undo a leaving that was not yet sent to the donor.

## Worklists – 30 – Thankyou letters not yet sent to donor

In worklist 30 there is now a translate link if the progress report was entered in Spanish or French. If you press this link you can see the texts in the original language and you can enter the translations without overwriting the original text.

 30. New Thank you letters not yet sent to donor

- Select Dat	Time	- Select Entered By -	- Select Donor -	- Select School -	Child number	Child name		
29/09/2020	11:50:50	jan	Woord en Daad	117 Altos De Cazuca	32114775	[REDACTED]	Send	Translate
29/09/2020	11:50:39	jan	Woord en Daad	117 Altos De Cazuca	32115406	[REDACTED]	Send	Translate
29/09/2020	11:49:32	jan	Woord en Daad	Lucero Alto	32107921	[REDACTED]	Send	Translate
08/09/2020	22:10:36	jan	Woord en Daad	124 Cartagena	32122275	[REDACTED]	Send	Edit
27/07/2020	21:38:46	Jan	Woord en Daad	102 Colombia Home Support	32102632	[REDACTED]	Send	Edit

## Worklists – 31 – Letters from sponsor to child (new)

This new worklist contains the electronic sponsor letters that are currently sent by W&D.

31. Letters from sponsor to child

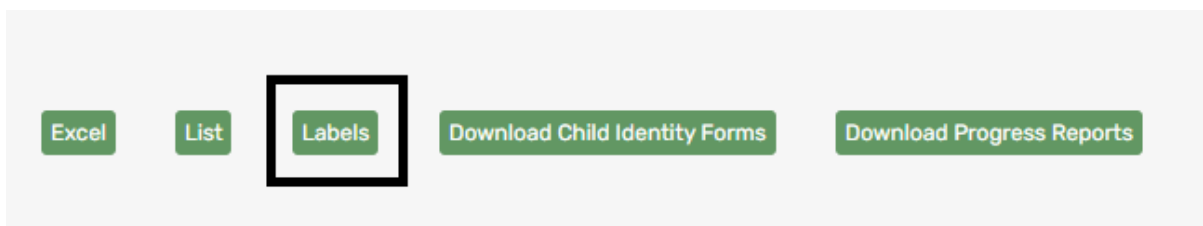
- Select Dat ▼	Time	- Select Donor - ▼	- Select School - ▼	Child number	Child name	Download	Apply
10/10/2020	12:46:07	Woord en Daad	117 Altos De Cazuca	32115463	Kevin Alejandro Caicedo Mendoz	Download	Apply
10/10/2020	12:46:07	Woord en Daad	117 Altos De Cazuca	32115087	Maria Fernanda Carvajal Herrera	Download	Apply
10/10/2020	12:46:06	Woord en Daad	Lucero Alto	32107090	Zharik Castro Rodriguez	Download	Apply

Download all
Apply all

Via the link "Download" at the end of every line the letter is downloaded to your PC (usually in the directory download depending on your type of computer and software version).  
 Via the button "Download all" at the bottom of the screen all letters in the worklist are downloaded.  
 If the download is finished and you are sure that you have printed all letters you can use link "Apply" for the selected line or button "Apply all" for all letters in the worklist.  
 It is not possible to press "Apply" if the download was not successful.

## Reporting - selections

The labels that can be printed with this program are extended with a barcode.  
 The label format is changed to Avery L7162.  
 There are now  $2 * 8 = 16$  labels on one A4 page.  
 These labels must be attached to the greetings that are sent to W&D. Separate instructions how to scan and send the greeting letters to W&D will follow.





81121304

Tsenat Desta Mengistu

121 : Test 121

Grade 10



81121720

Abeba Nigussie Nigussie

121 : Test 121

Grade 12



81121721

Fikirte Birhanu

121 : Test 121

Grade 10



81121172

Alemtsehay Sahilu


121 : Test 121

Grade 12

## Reporting – Performance management

Excel button added to generate an excel file with the selected performance management topics.


## General – Dashboard

 **Dashboard Details**

Donor

Type

Manual description

Due date  

**With child selection**

Exceptions at school level

There is a new option "With child selection" added for some partners.

The initial value when entering a new dashboard line is Yes but there will be some new reporting deadlines without a list with children. These lines will be removed from the dashboard if W&D acknowledges the completion of the task.

## General – Schools

There is a new line on the Schools details screen to define if the "school" is a School or a Center. And at the bottom of the screen is a new button "**School profile**".

**School Details**

School Number

Center or School

School Name

Country

Donor

Minimum Child Age

Maximum Child Age

Children Are Mostly  DaySchooler  Residential

GAP school  No  Yes

Initial value boy / girl  Boy  Girl

Sponsor Product

Inactive

[Coordinates Via Google](#) [Description photo](#)

[Coordinates Manually](#)

[School Totals](#) [School Years](#) [School Profile](#) [Classes](#)

If you click on School profile and Center or School = Center then the next screen is activated so that you can enter the details that will be used to generate a profile for the sponsors.

**School Profile**

School

Name of center

Place of center

In which year was the center founded

Why is the center located in this community

Which role does the center has in the community

Explanation of support through center

Government school

Number of teachers at school  Average # of children in class

Additional explanation education system

Number of female staff  Number of male staff

Do the center staff receive additional training this year  No  Yes

If yes what kind of training

Photo of the government school

Photo of the center staff

If you click on School profile and Center or School = School then the next screen is activated so that you can enter the details that will be used to generate a profile for the sponsors.

### School Profile

School

200/ Name of the school

Name of school

Place of school

In which year was the school founded

Type of school

- Please select school type -

How does the support of the private institution / government looks like

Why is the school located in this community

Which role does the school has in the community

Average # of children in class

Additional explanation education system

Number of female staff

Number of male staff

Do the teachers receive additional training this year

No  Yes

If yes what kind of training

Photo of the principle at school

Photo of the teachers

Generate School Profile

The button Generate School Profile is not implemented yet but you can already start to complete the screens.